




Regula Affolter - Kopfstudie #44 2021

Oekingen, Solothurn Switzerland

Project head studies. I've been working on various head studies since 2009.

Materials: Cotton

Techniques: Screen printed, embroidered with sewing machine



Dale Ashera-Davis - Welcome Autumn

Berlin, Maryland USA

Autumn is my favorite time of year! I love the colors—Nature's last gasp before winter darkness descends.

Materials: Cotton, embroidery floss, fabric paint

Techniques: Ice dyed, mono printed, hand embroidered, machine quilted



Christy Beard - Autumn Vines

Columbus, Ohio USA

This represents a wall with vines growing on it. I was taken by the vines with clinging "toes" and took several photos. It was not until I was home that I noticed there were colorful leaves and tiny berries. Nature is amazing.

Materials: Inktense, cotton fabric, batiks, yarn, polyester thread

Techniques: Pieced, drawn, thread sketched, painted, knotted



Charlotte Bird - Kelp Forest Demise

San Diego, California USA

As climate change warms ocean waters in the kelp forests, the predators of the purple urchin either move somewhere more accommodating or die out. The purple urchin consumes kelp. Without the checks on them from sea stars and sea otters, urchins devastate kelp forests, stripping the stalks of "leaves" and eventually killing the plants for lack of oxygen absorbed by the "leaves."

Materials: Cotton, nylon tulle, polyester and cotton thread

Techniques: Hand dyed, hand cut and fused appliqué, machine stitched, machine quilted, hand embroidered




Tafi Brown - Culture Clash

Alstead, New Hampshire USA

I was trying to evoke the atmosphere of a raw and cloudy late afternoon in December as I walked through the Asakusa district in Tokyo, Japan, looking in shop windows. This piece is composed from two cyanotype photos, exactly the same, of product wrappers as seen through a shop window. I liked their shapes. I liked the calligraphy...but had no idea what the calligraphy said, hence the title of the piece. One cyanotype is the background. A square was cut from the center of the second cyanotype and it was embellished with appliquéd shapes of silk organza and an embroidered grid. The square was then machine appliquéd on the background cyanotype.

Materials: Cyanotype photos, cotton, polyester thread, embroidery thread, hand-dyed silk organza

Techniques: Cyanotype printed, hand dyed, appliquéd, machine embroidered, machine quilted



Geneva Carroll - Onshore View

West Richland, Washington USA

"Onshore View" is interpreted by your personal vision. Whether your view is of clouds, water, fields, or mountains is wholly up to your interpretation. How far away or how close is your past, current and future? The distances you see in your life are reflected by your vision.

Materials: Cotton, batting, variegated thread

Techniques: Hand dyed, free form cut and stitched, matchstick quilted



Robynne Cole - Autumn Splendour

Grimsby, Ontario Canada

Autumn Splendour, when trees are touched by mother nature's paint brush.

Materials: Cheesecloth, batik fabric

Techniques: Sculpted, hand dyed



Susan Couch - One Chunk Desert House

Arlington Heights, Illinois USA

This tiny house can be found in a whimsical miniature village next to the photogenic Tom Kelly Bottle House in the ghost town of Rhyolite, Nevada, USA. It is decorated with broken glass in many colors and the white plaster on the roof and chimney are broken and worn off. It is a piece of American history and the perfect subject for a tiny quilt in a traveling trunk show.

Materials: Cotton, ink, repurposed materials, photograph

Techniques: Digitally modified, printed, painted, free motion embroidered, trapunto quilted, thread painted, quilted



Kathryn Davy - A Closer Look

Sebastopol, California USA

Look closer at the natural world and it will bring you joy to discover all of the colors!

Materials: Cotton

Techniques: Hand dyed, machine pieced, hand embellished, machine quilted, faced



Lisa Dodson - Vintage Dragonfly

Martinsville, Indiana USA

Subdued hues surround the vintage dragonfly to transform the scene into a harmonious presence reminiscent of my childhood strolls around a placid pond on a warm fall day.

Materials: Habotai and Crepe de chine silk, cotton

Techniques: Raw edge appliqué, digitally printed, eco printed, hand dyed, free motion quilted



Djuna Edwards - Peak of Autumn; Marlow, NH

Chesterfield, New Hampshire USA

I have wonderful memories of the day I took the photo for this piece. My sister and I spent that gorgeous, October 1st autumn day driving around, enjoying the fall color, and taking pictures in the area surrounding where our family lived in New Hampshire. I transferred the image to fabric shortly afterwards, but then it sat in my stash for 6 years, just waiting for inspiration. My first SAQA Trunk show was it!

The construction process started with transferring a digital mock-up of the oval pattern to the backside of the print. The ovals were cut, layered with copper-look mesh, then fused to fleece and the backing added. Each shape was top stitched through all of the layers. The center area was thread painted first, then the birch trees and the foreground foliage were added. The center oval border was made from hand-twisted rayon thread and hand sewn in place. Hopefully you will get the chance to enjoy this piece in person, because the copper mesh glow eluded digital media capture.

Materials: Cotton, fabric medium, acrylic paints, copper-look fabric mesh, rayon, cotton and polyester thread, fusible web, fleece batting, freezer paper

Techniques: Photo transferred, layered, quilted, thread painted, hand sewn



Patricia G. Faulkner - Daylily

Cumberland, Rhode Island USA

The natural world is a great source of inspiration for me. Our daylily garden is something we look forward to every summer. One of which I used for this piece.

Materials: Cotton, thread, embroidery floss

Techniques: Hand appliquéd, hand embroidered, machine quilted



Christina Flores - Beauty Under the Sea

Jacksonville, Florida USA

Nature is simple and elegant.

Materials: Silk, cotton

Techniques: Appliquéd, machine quilted, hot crystals



Amy Jo Garner - Crazy Quilt Peacock

Del City, Oklahoma USA

The peacock is said to represent re-growth and self-love. With its jewel-like tail feathers and confident attitude, the peacock seems like a fitting guide as we learn to navigate new ways of living and relating in an uncertain world. Its fiery personality can inspire us to embrace our beauty and creativity and to share it with others.

Materials: Recycled cotton, printable cotton, crystals, cotton and metallic threads

Techniques: Machine pieced, hand quilted, hand appliquéd, heat fixed, inkjet printed



Sarah Goer - Green Scrappy Slab

San Jose, California USA

I enjoy working in an improvisational manner. As in this case, I started with a pile of scraps and a "make it work" attitude to puzzle the pieces together. Continuing with improv, my free motion quilting began with organic echoed lines to create sections of the quilt while adding movement, followed by a variety of my favorite free motion motifs.

Materials: Cotton, thread, batting

Techniques: Improvisationally pieced, free motion quilted




Maura Grogan - Windows II

Bridger, Montana USA

This was done in a summer where the heat hit record levels and the only place on our ranch with air conditioning is my quilt studio. I made this image of windows in bright colors to remind me to look outside my window and enjoy all the beauty I see.

Materials: Cotton

Techniques: Fused, machine quilted



Helene Hein - Homage to Florence Street Artist K.

Munich, Bavaria Germany

Walking through the streets of Florence is like going on a treasure hunt if you love street art. Each local artist has his trademarks: Clet repurposes street signs, Blub portrays famous figures under water and K. (aka Exit) invites you to dream or escape with his expressive little stick figures. Some of his messages are political but most are very poetic, playing with a feature on the wall, often featuring a red balloon. Old linen was used to try emulate the patina of ancient walls and convey the atmosphere of that charming city.

Materials: Linen, batting, thread, acrylic paint, ink blocks

Techniques: Dyed, free motion quilted, painted, shaded



Joy Holekamp - Bird Landing

Hurst, Texas USA

I loved the Malaysia batik tropical birds, and after a trip to Hawaii was inspired to create this tree with a bird landing on a branch.

Materials: Malaysia batiks

Techniques: Thread painted, raw edge appliquéd, pieced, machine quilted



Duffy Indeherberg - By myself, I am Tree

Heist-op-den-Berg, Belgium

How you look and what you are. You are beautiful and one of a kind.

Materials: Silk Dupioni

Techniques: Collaged, hand stitched



Ann Johnston - Making Pink Waves

Lake Oswego, Oregon USA

Sometimes I like making waves.

Materials: Cotton sateen, thread, batting, dye

Techniques: Hand dyed, free motion straight and zig zag stitched



Catherine Kleeman - Hanging by a Thread

Ruxton, Maryland USA

This piece is about lines, shapes, and colors and their relationships to one another. There is no deep hidden meaning. I enjoy observing how the various parts come together to make a pleasing composition.

Materials: Cotton, batting

Techniques: Hand dyed, screen printed, monoprinted, deconstructed screen printed, stamped, painted, raw edge fabric collaged, machine stitched and quilted




Jody B. Larson - The Squiggles Have It

Middleton, Wisconsin USA

The repeated wavy motif design, or squiggle, brings cohesion and a whimsical nature to the composition. Although there are a variety of colors in the artwork, the similar level of vibrancy within each color range adds to the balance of the piece. Assembling the artwork was done by utilizing the techniques of fusing and free motion quilting.

Materials: Hand dyed cotton (by Melody Johnson), commercial fabric, thread, fusible web

Techniques: Fused, free motion quilted



Gene Looman - Kosmic Kaos Revisited

Leander, Texas USA

This piece was created with the chaos that appears to run throughout our universe. However, when you look closely at the detail, and then add the layer of the repeats that happen over and over again, it really is not so chaotic. My pieces usually contain lots of color because that is what I see; I see the color and textures of the world around me. When you stop to think about it, the texture greatly impacts the color. The same color on a smooth item will not look the same color on a rough item.

Materials: Cotton, batting, thread, nylon tulle

Techniques: Collaged, layered, free motion quilted, melted, bobbin work



Sherri Lipman McCauley - Painted Scraps

Lakeway, Texas USA

This piece was created by pulling together a group of painted scraps. With a focus on working improvisationally, the strips of fabric were auditioned and then stitched together in a linear arrangement. I tend to hang onto my scraps, finding they often appear in new work as a kind of encore.

Materials: Painted fabric scraps, solid fabrics, thread, batting

Techniques: Improvisationally pieced, machine stitched, machine quilted



Aynex Mercado - Open to Possibilities

Frederick, Maryland USA

This coming year is full of possibilities. This quilt represents a door. It only needs to be opened.

Materials: Cotton, batting, embroidery thread

Techniques: Machine pieced, hand and machine quilted



Jeannie Palmer Moore - Gerald

Kerrville, Texas USA

Gerald seems like a good name for a giraffe. He is stitched and painted with Inktense pencils and markers.

Materials: Inktense pencils, cotton, markers, thread

Techniques: Free motion stitched, painted



Jo Noble - Renewal

Portland, Oregon USA

I'm very much enjoying incorporating other techniques and materials into my work. This piece has paper, acrylic paint, and hand stitching. I also used some fabric that I had altered with a Gelli pad. My work has grown to include much more texture and depth.

Materials: Cotton, upholstery fabric, artistic paper, embroidery thread

Techniques: Painted, appliquéd, free motion stitched



Catherine Parker - Circle 1

Stuart, Florida USA

After purchasing a gel printing plate, I spent the afternoon creating some interesting and one-of-a-kind designs on fabric from my stash. Great way to use some of those "what was I thinking" fabric choices.

Materials: Cotton, batting, gel printing plate, block printing ink, paper cups and lids

Techniques: Printed, machine quilted



Angelia Peterson - Off Exploring

Eugene, Oregon USA

A perfect day on the beach is either off exploring or wandering with my camera and coming across a boat tethered and resting in the cool damp sand for its captain to come back take it for yet another wave-tossed spin in the water. Excitement flutters through my soul exploring all the dings to the boat and imagining how they got there...what is the story behind this adventure? The sky depicts a slight breeze and the cool turquoise colors lend to the feeling of a pleasant day to wander a bit more. Then the thought, can I pull off a re-creation of this photo in cloth? So I take mental notes as to my surroundings to assist in the re-creation. A perfect end to a day at the beach is to stretch the exploration even further and pull off not just a new art quilt, but portray and share a feeling to the viewer that I experienced. Voila, Thank you for joining my day "Off Exploring" at the beach.

Materials: Cotton, thread, hemp cording, batting

Techniques: Soft edge appliquéd, free motion stitched, couched, embellished, mock trapunto quilted, cord bound



Jennifer Rapacki - Pixel Pizzazz

Lakewood, Colorado USA

Broderie Perse meets Digital Imagery. The background looks pieced but isn't. The custom printed fabric was designed by scanning a section of the floral fabric into my computer and using a Photoshop filter to create the mosaic squares of squares. The appliqued flower was embellished with thread painting. Wool batting creates the trapunto effect and Swarovski crystal beads add the final pizzazz.

Materials: Cotton, batting, thread, crystal beads

Techniques: Inkjet printed, thread painted, beaded



Julie Rivera - Fenced in Between

Evanston, Illinois USA

How do we best be mindful of the environment in our art? Can we see beauty in unconventional materials? This is the fourth in a series where I am exploring the use of my natural dyed/botanically printed fabric and recycled plastic and paper. This piece encourages the viewer to reconsider what we throw away and how these materials can be repurposed.

Materials: Silk, linen, recycled plastic, recycled florist paper, thread

Techniques: Natural dyed shibori and botanical printed, machine pieced, hand and machine embroidered




Dinah Sargeant - Blue Dog's Dream

Newhall, California USA

I'm most at home in a world of paint, whether applied to paper, stretched canvas, or cotton fabric. This blue dog showed up in some recent splashes and I wondered what the dream was about.

Materials: Cotton, embroidery thread, batting

Techniques: Hand painted, machine appliquéd and quilted



Stephanye Schuyler - Xmas in July

Portsmouth, New Hampshire USA

I have been nurturing last Christmas' poinsettia, and in spite of my black thumb, it continued to thrive. In July, when I was watering it, I noticed an odd colored leaf—maybe the plant was sick? But no, it was a pink leaf and soon there several pink leaves, a harbinger of the holidays! It reminded me to celebrate whenever, not just when the calendar tells us to.

Materials: Cotton, tulle, iridescent beads, thread, Inktense pencils

Techniques: Photo printed, painted, beaded, quilted




Teresa Shippy - Airstream

Santa Ana, California USA

I have been so very fortunate creating my "Cool Classic Rides" series over the years. The Airstream is truly one of my favorites. Love a vintage classic that puts a smile on your face.

Materials: Cotton canvas, vintage fabrics, acrylic paint, threads

Techniques: Raw edge work, stitched



Jan Soules - Signs of Spring

Elk Grove, California USA

Spring is a time of renewal. The sighting of the first robin awakens the human spirit. Relax and enjoy your surroundings!

Materials: Cotton, thread scraps

Techniques: Hand dyed, digitally printed, fused, broderie perse appliquéd, machine appliquéd, thread painted, free motion quilted



Kathy Suprenant - Micelles

Lawrence, Kansas USA

A micelle is a loosely bound aggregate of several thousand atoms or molecules, such as soap dissolving in water.

Materials: Cotton, colored pencils, acrylic paints, non-woven interfacing

Techniques: Sun painted, digitally imaged, raw edge appliqué, embellished with colored pencils, machine and hand stitched



Gwyned Trefethen - Admiring the View

Cohasset, Massachusetts USA

The view from our home, overlooking a tidal salt marsh and the Gulf River beyond, is ever-changing. So is my interpretation of it.

Materials: Cotton

Techniques: Hand painted, hand dyed, appliqué layered, free motion quilted



Laure Warren - A Time to Stitch

Mattapoisett, Massachusetts USA

"A Time to Stitch" includes fabrics from one of my favorite fabric designers, Marcia Derse. Stitching is what I seem to be doing lately and boro stitching I find both fun and satisfying. Experimenting with common stitches, playing with made up stitches, and finding thread that lends itself to each section carries me away. I learn something new every time I explore this medium.

Materials: Cotton, thread

Techniques: Boro stitched




Gayle Williams - The Sweet Realms of Loving

Oklahoma City, Oklahoma USA

My partner of 14 years died unexpectedly in 2014 and it was a painful blow. At the time I created a small, pieced wall hanging with 2 other armadillos that reflected the energy between us I still felt. Time has gone on and I am seeking new companionship. I'll always have my memories of our time together, but imbued with the sweetness of nostalgia. I envision us floating in our spheres but still maintaining a bond.

Materials: Bleached muslin, cotton

Techniques: Hand pieced, hand quilted, monoprinted, faced



Kathy York - Pelican

Austin, Texas USA

I remember a time when the pelicans were endangered and I would never see them. Now, I always see them when I go to the beach. It is a sight that warms my heart and gives me hope.

Materials: Cotton, fabric paint, ink, thread, batting

Techniques: Screenprinted, drawn, machine quilted

